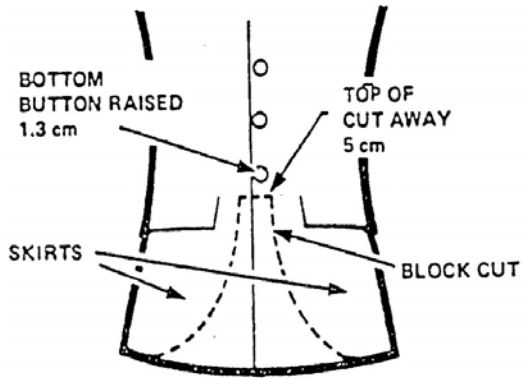



### CADET JACKET – DOUBLET PATTERN

NOTE: Male jacket illustrated. Modifications to the female jacket shall conform.



#### BLOCK CUT

1. The bottom button on the jacket shall be raised 1.3 cm and a new buttonhole made.
2. With the jacket buttons done up to ensure proper measurement, a block cut 5 cm wide, measured horizontally from the centre of the bottom button, shall be made along a line of the original button hole.

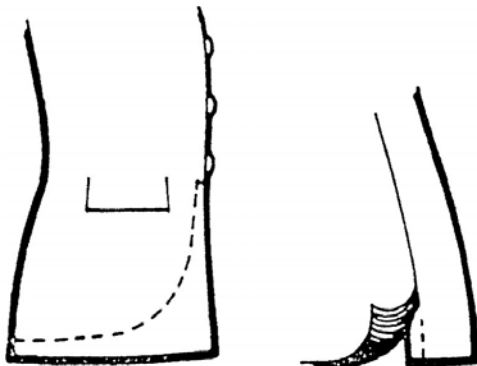


#### VENTS

1. The centre rear vent of the jacket shall be sewn closed and then replaced with two 12.7 cm long side vents, opened on the vertical side seams.

#### SKIRTS

1. The skirt of the jacket shall be lined with canvas for stiffening.
2. When required, the skirt length shall be adjusted to a line horizontal with the lower curvature of the buttocks.



#### FACING

1. A 2.5 cm x 12.7 cm facing, made of the same material as the jacket, shall be sewn vertically to the underside of the flap at both side vents.